


# STEP TYPE A LAYER CAGE EQUIPMENT

LITTLE GIANT



## Product Advantage

- High degree of intensification, Effectively save land area and carry out large-scale breeding;
- Can be equipped with automatic drinking system, automatic feeding system, automatic manure cleaning system, automatic egg collection system, intelligent ventilation system to enhance the breeding efficiency;
- The cage is made of zinc-aluminum alloy wire, and the cage frame is made of 275g galvanized sheet, which increases the service life of the whole equipment to 15 to 20 years.



Website: [www.sdxjr.com](http://www.sdxjr.com)

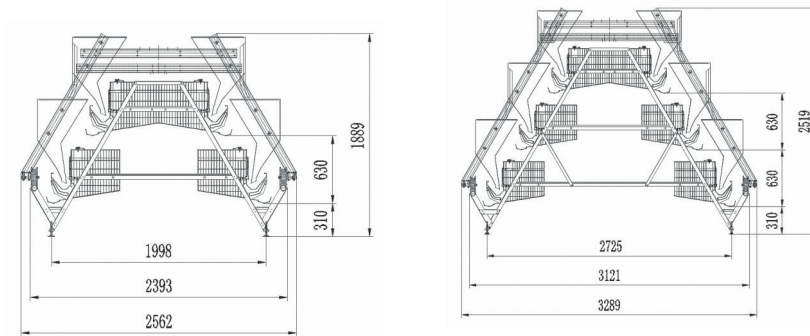
**Chengdu Base**  
No.24 Xincal Road, Xincailiao Industrial Park, Xinjin County, Sichuan, China  
**Qingdao Base**  
No.11 Jinye Road, Hi-Tech Zone, Qingdao, Shandong, China



Jayanti Makmur Inti Perkasa

**Cabang Surabaya**  
081330320267 / Willy Cisaputra Parman  
**Cabang Jakarta**  
081289332299 / Bong Sumandi

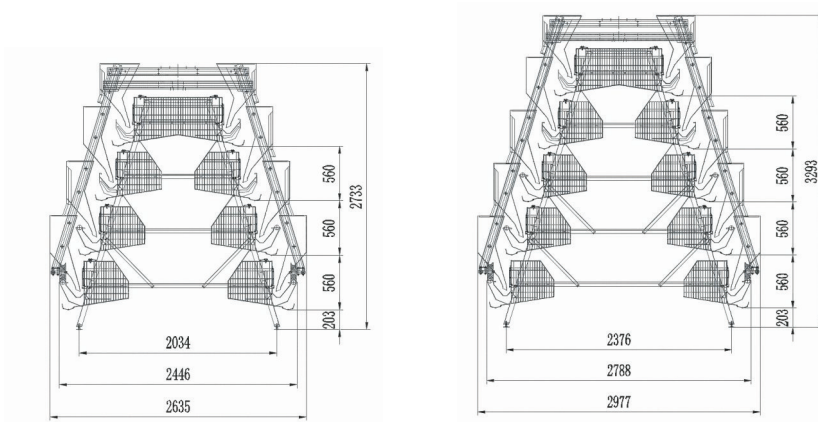
## AL450 Non-fully Overlapping Cage



### Product Introduction

- Suitable for open breeding mode with low breeding density;
- Small overlap, no need to configure fecal barrier, which can effectively ensure the cleanliness of the cage;
- Plastic steel trough and seeding feeder can be equipped, or adopting manual feeding and egg collection;
- Suitable for chicken houses with breeding capacity less than 10,000 birds in a single house.

## AL450 Overlapping Cage



### Product Introduction

- Suitable for intensive breeding mode with high degree of automation which could save labor cost;
- High space utilization rate of chicken house, with small space occupation, and raising large number of chickens in single chicken house;
- Adopting automatic feed cart and automatic egg collector, scraper manure cleaning or bottom conveyor belt type manure cleaning could be equipped;
- Suitable for chicken houses with a single breeding capacity of about 20,000-35,000 birds.

Model	AL450 Non-fully Overlapping Cage	AL450 Overlapping Cage
Standard Tier Height(mm)	630	560
Unit Width(mm)	2030	2030
Cage Depth(mm)	450	450
Cage Width(mm)	500	500
Cage Door Height(mm)	450	450
Bottom Net Area(cm <sup>2</sup> )	2250	2250
No. of birds / cage(bird)	5	5
Rearing Area(cm <sup>2</sup> )	450	450
No. of birds / segment cage(bird)	2F-80 3F-120	4F-160 5F-200
Egg Rolling Angle	9°	9°
Cage Frame Width(mm)	2F-2393 3F-3121	4F-2446 5F-2788